



2004 Chartbook of Major Indicators:

Conditions Placing Children in the South at Risk

Economic Status

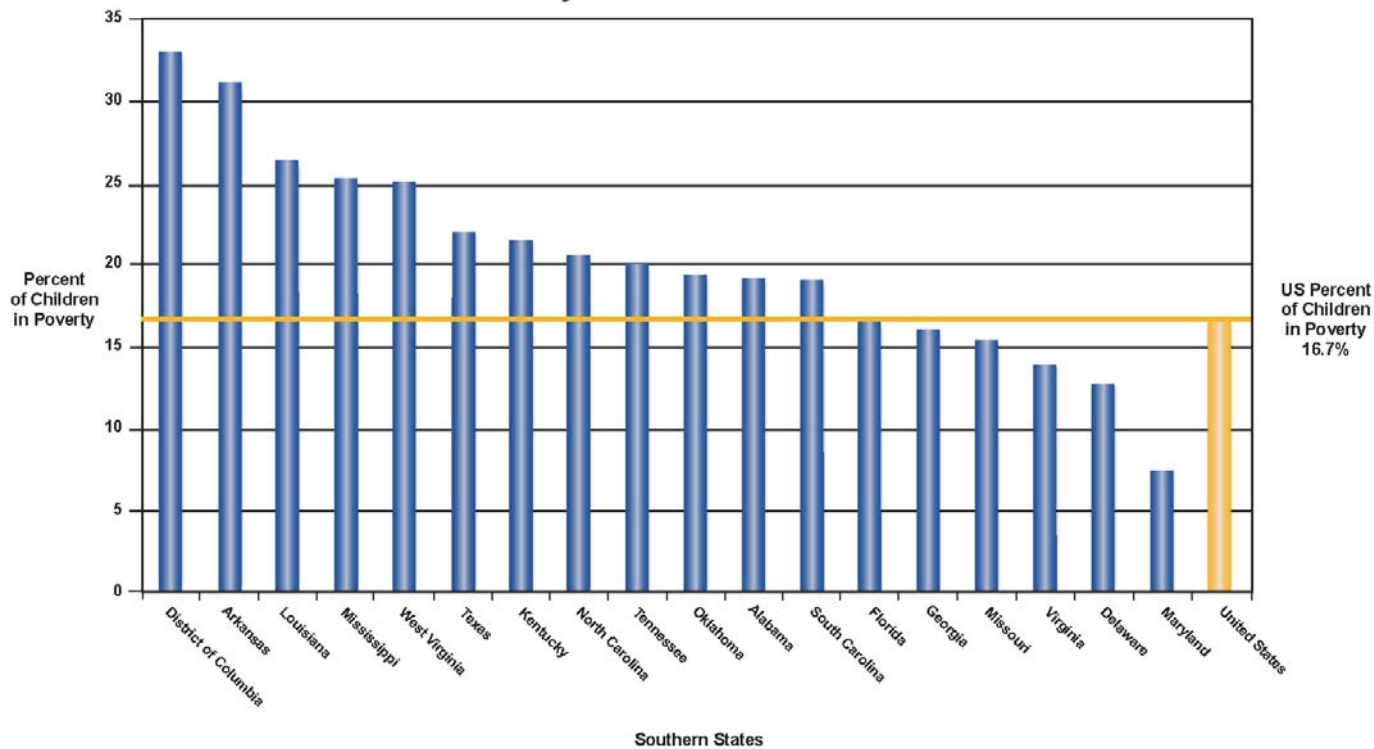
- In 2002, more than 12 million children were living in poverty in the US.
- 42% were in the Southern Region.

Economic Status

- In 2002, the Southern Region had the highest percentage of children under 18 living in poverty, approximately 5.2 million children.

Economic Status

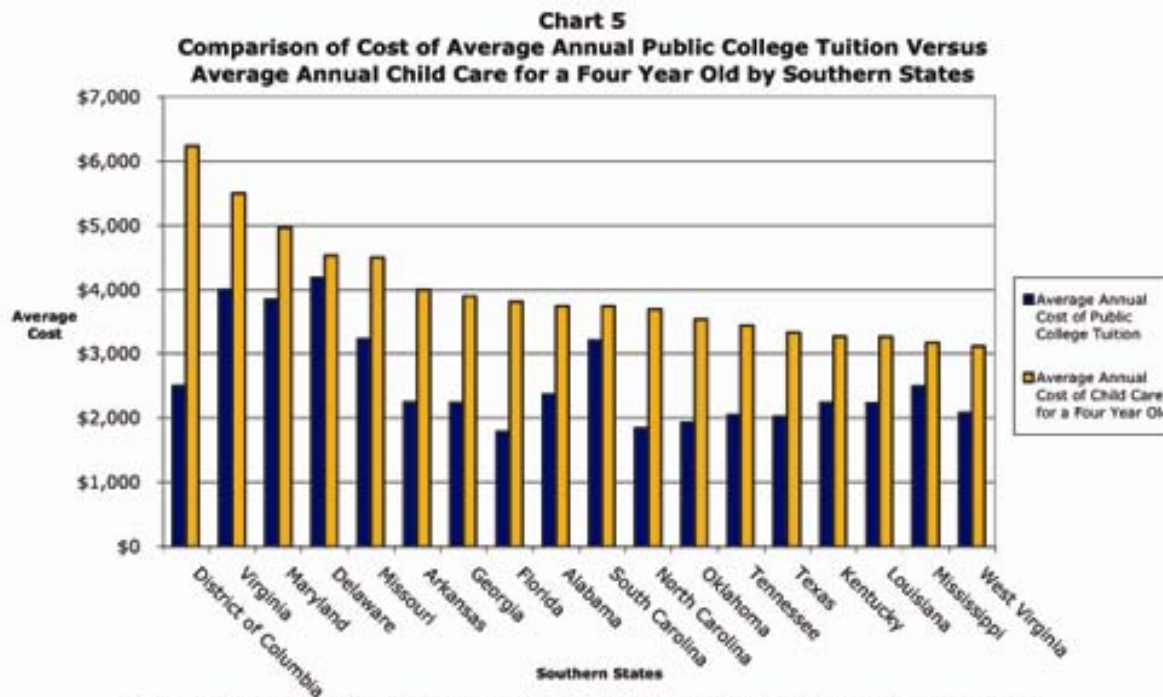
Chart 3
Percent of Children Under Age 18 in Poverty
by Southern States 2002



Refer to Table 2, Children Under Age 18 in Poverty 2002.

Eleven (11) southern states and the District of Columbia had a higher percent of children under age 18 living in poverty than the United States.

Child Care



Source: Southern Institute on Children and Families, December 2000, derived from data in Child Care Challenges, Children's Defense Fund, May 1998. District of Columbia data provided by Center for Applied Research and Urban Policy, University of District of Columbia, 2001.

Child Care costs more in every southern state than the average annual college tuition cost.

Child Care

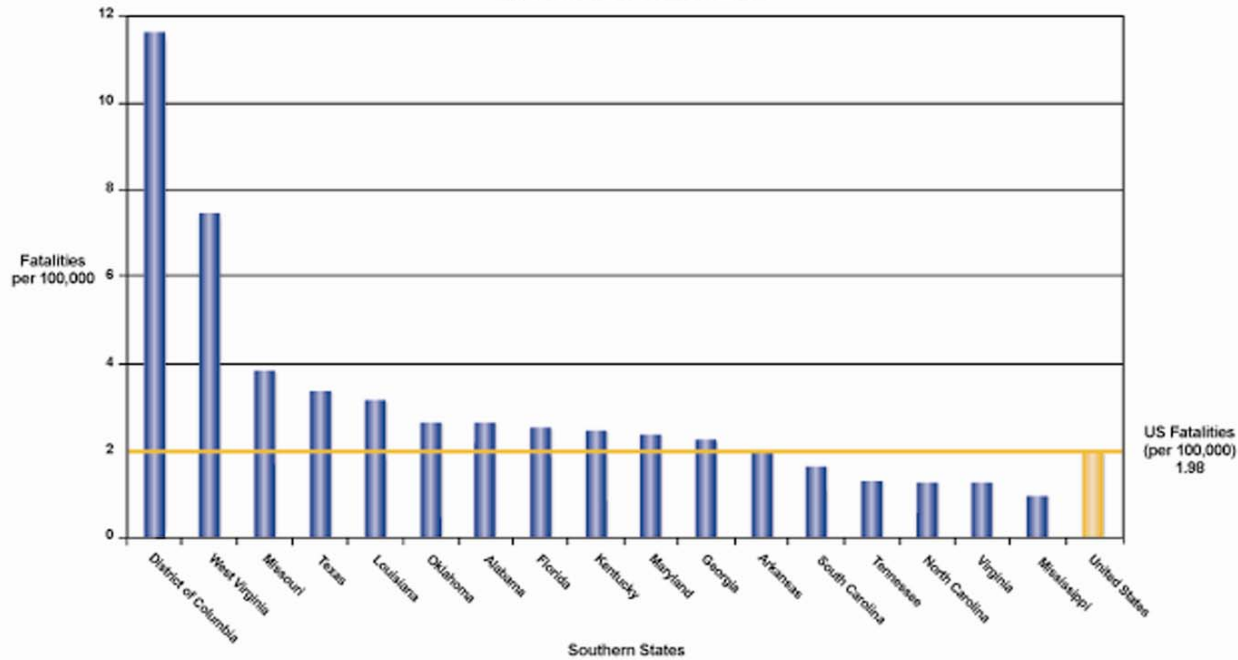
- Between FFY 2001 and FFY 2003, 7 southern states and the District of Columbia decreased the number of children receiving subsidized child care:
- Alabama, District of Columbia, Kentucky, Maryland, Mississippi, Missouri, Texas, West Virginia

Child Abuse and Neglect

- Southern Region is the only region with a child abuse and neglect rate higher than the United States.
- Approximately 374,000 children were abused or neglected in the Southern Region in 2002.

Child Abuse and Neglect

Chart 9
Rate of Child Fatalities Due to Abuse and Neglect
by Southern States 2002

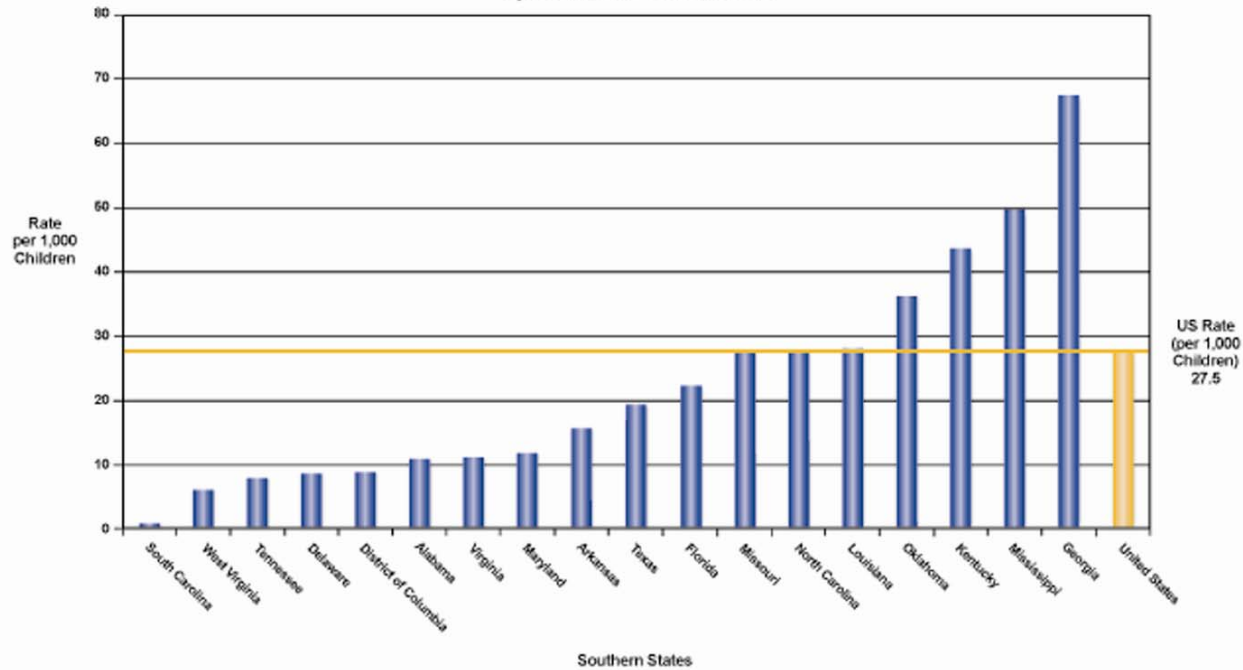


Refer to Table 6, Abuse and Neglect Child Fatalities 2002.

In 2002 approximately 700 child fatalities due to abuse or neglect occurred in the Southern Region. Ten (10) southern states and the District of Columbia exceeded the United States rate for child fatalities due to abuse or neglect.

Child Abuse and Neglect

Chart 10
Rate of Children Who Received Abuse and Neglect Preventive Services
by Southern States 2001



Refer to Table 7, Children Who Received Abuse and Neglect Preventive Services 2001.

In 2001, ten (10) southern states and the District of Columbia had lower rates than the United States for children receiving abuse and neglect preventive services.

Education

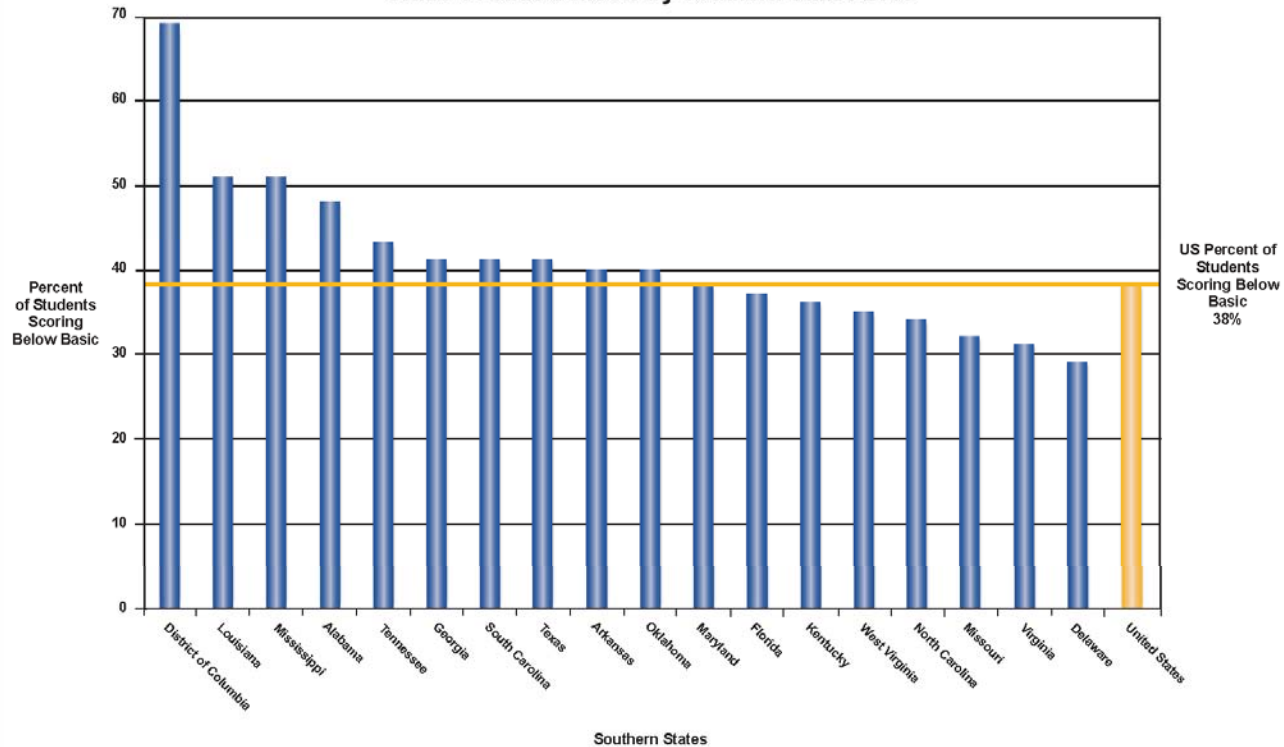
More Education: Higher Earnings, Lower Unemployment

	Bachelor's Degree	Less than High School Diploma
Median annual earnings:	\$40,000	\$19,700
Unemployment Rate (%)	1.9%	7.1%

Source: Bureau of Labor Statistics, unpublished data from the Current Population Survey (unemployment); Bureau of the Census, Current Population Survey, *PPL-99, Educational Attainment in the United States: March 1998*, table 9 (unpublished data), and *Current Population Reports*, P20-513, October 1998, "Educational Attainment in the United States: March 1998 (Update)" (earnings).

Education

Chart 11
Percent of Students Scoring Below Basic in Reading Achievement Level,
Grade 4 Public Schools by Southern States 2003

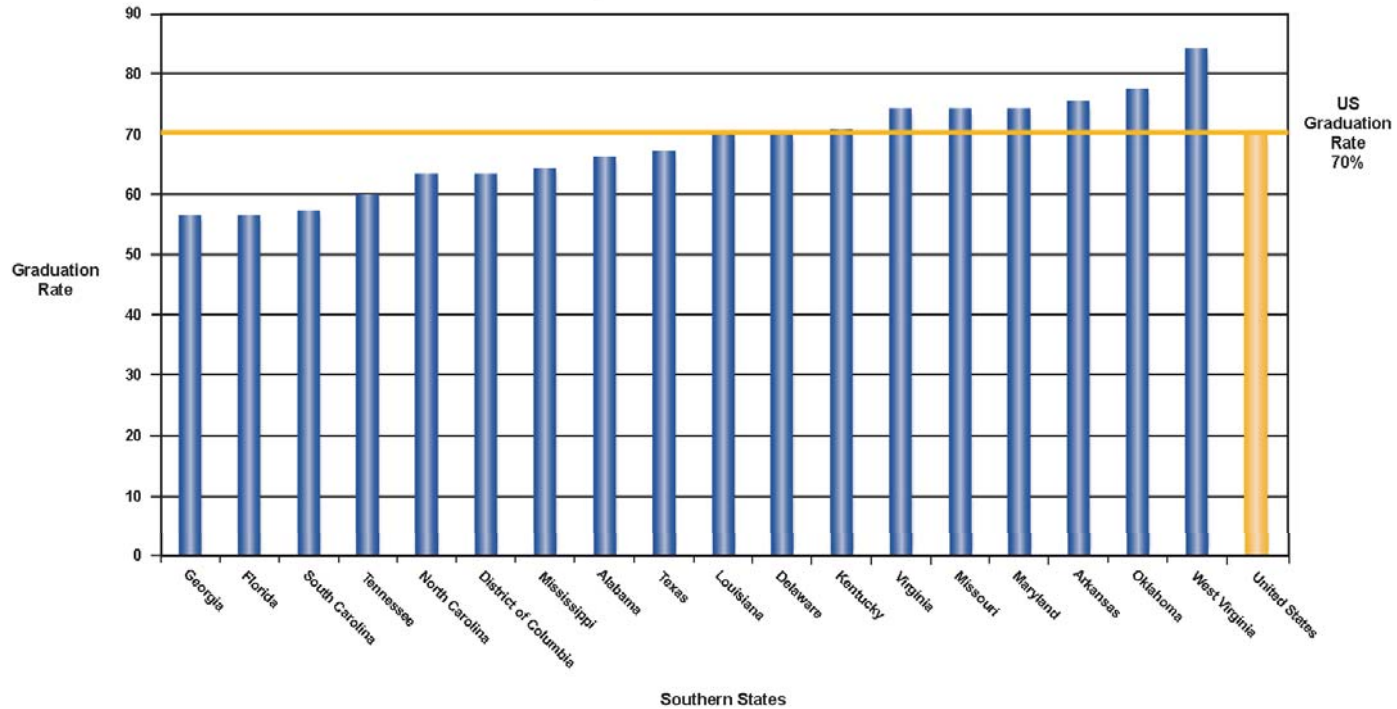


Refer to Table 8, Percent of Students Scoring Below Basic in Reading Achievement Level, Grade 4 Public Schools 2003.

The percent of students in the 4th grade with below basic reading scores is higher in nine (9) southern states and the District of Columbia than the United States.

Education

Chart 13
High School Graduation Rate
by Southern States 2001



Refer to Table 10, High School Graduation Rate 2001.

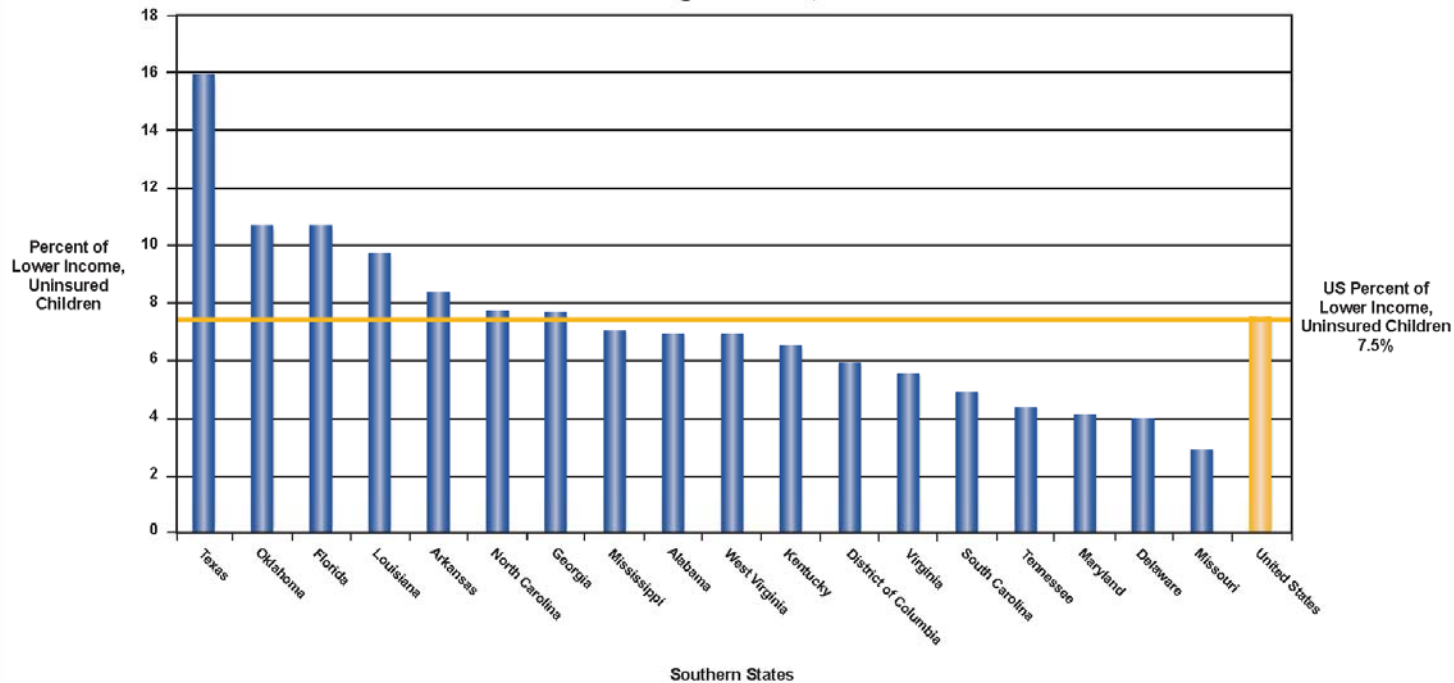
Eight (8) southern states and the District of Columbia had graduation rates less than the United States rate of 70% in 2001.

Health Coverage

- Almost half (45.9%) of the uninsured, lower income children in the nation live in the Southern Region.
- 2.6 million lower income, uninsured children in the Southern Region between 2000 and 2002.

Health Coverage

Chart 16
Percent of Uninsured Children Under 19 Years of Age,
At or Below 200% of Poverty by Southern States
Three-Year Average for 2000, 2001 and 2002



Refer to Table 12, Uninsured Children Under 19 Years of Age, At or Below 200% of Poverty, Three-Year Average for 2000, 2001 and 2002.

Seven (7) southern states had a higher percent of lower income, uninsured children than the United States.



2004 Chartbook of Major Indicators:

Conditions Placing Children in the South at Risk