

A collage of diverse families smiling and interacting. The text "covering kids & families" is overlaid in the center. The word "covering" is underlined. The word "kids" has the letter "i" in green and "d" in red. The word "families" is in a cursive font.

covering kids
& families

UNINSURED CHILDREN

- 7.8 million uninsured children live in America.
- 70% are in families with at least one full-time worker.
- 51% are eligible for Medicaid and SCHIP, but are not enrolled.
- 4 million children are unnecessarily uninsured.

UNINSURED CHILDREN

	HISPANIC	AFRICAN-AMERICAN	NON-HISPANIC WHITE
# Uninsured Children	2.9 million	1.2 million	3.4 million
# Uninsured Children Estimated Eligible for Medicaid or SCHIP	1.8 million	800,000	1.7 million

CONSEQUENCES OF BEING UNINSURED

- Uninsured children are 8 times less likely to have a regular source of medical care.
- Uninsured children are 5 times more likely to use emergency rooms for regular care.
- Uninsured children are 4 times more likely to delay seeking care.

CONSEQUENCES OF BEING UNINSURED

- 20% of uninsured children have untreated vision problems.
- Uninsured children are 70% more likely not to receive medical care for common conditions such as ear infections.
- 21% of uninsured children had a regular dental checkup, while half of insured children did.

Public Health Coverage is Effective for Improving Access to Appropriate Care

- 24.1% of uninsured children had no usual source of care, compared to 6.1% of children covered by Medicaid.
- 8.3% of uninsured children did not receive or postponed care, compared to 2.5% of those on Medicaid.
- Children with Medicaid were 26% more likely than uninsured children to have a well-child visit.

Simplifying Eligibility Through Self-Declaration of Income

- Cuyahoga County, OH pilot tested self-declaration of income and maintained a 98% accuracy rate for eligibility.
- Michigan's self-declaration of income policy resulted in a reduction (75% to 20%) of "pending" applications due in large part to missing verification.
- Some states have found inconclusive results.

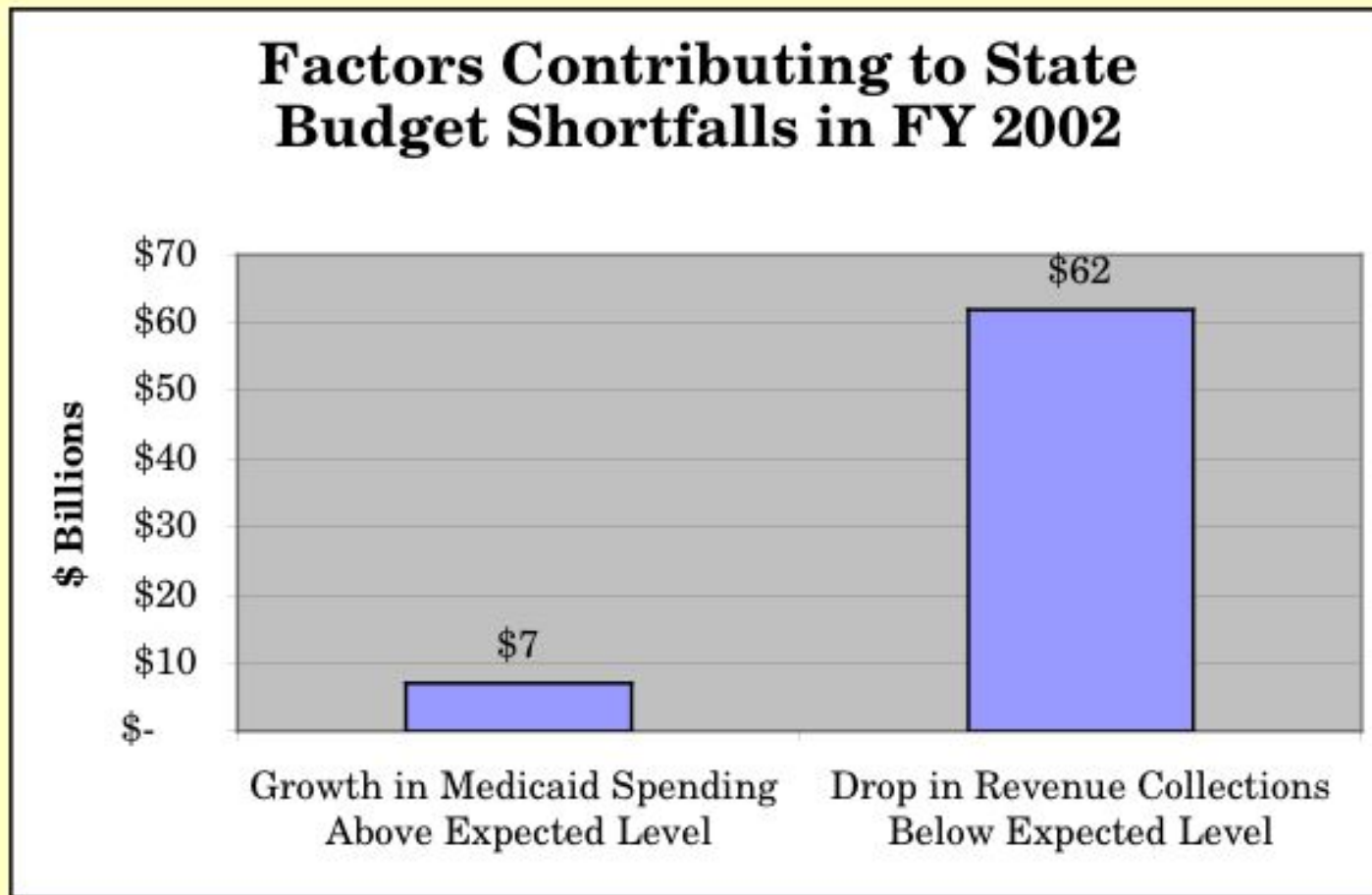
Simplified Eligibility Systems at Application

- 12 states allow for self-declaration of income.
- 34 states have a joint application.
- 45 states and DC have no face-to-face interview.
- 43 states and DC have no asset test.

Simplified Eligibility Systems at Renewal

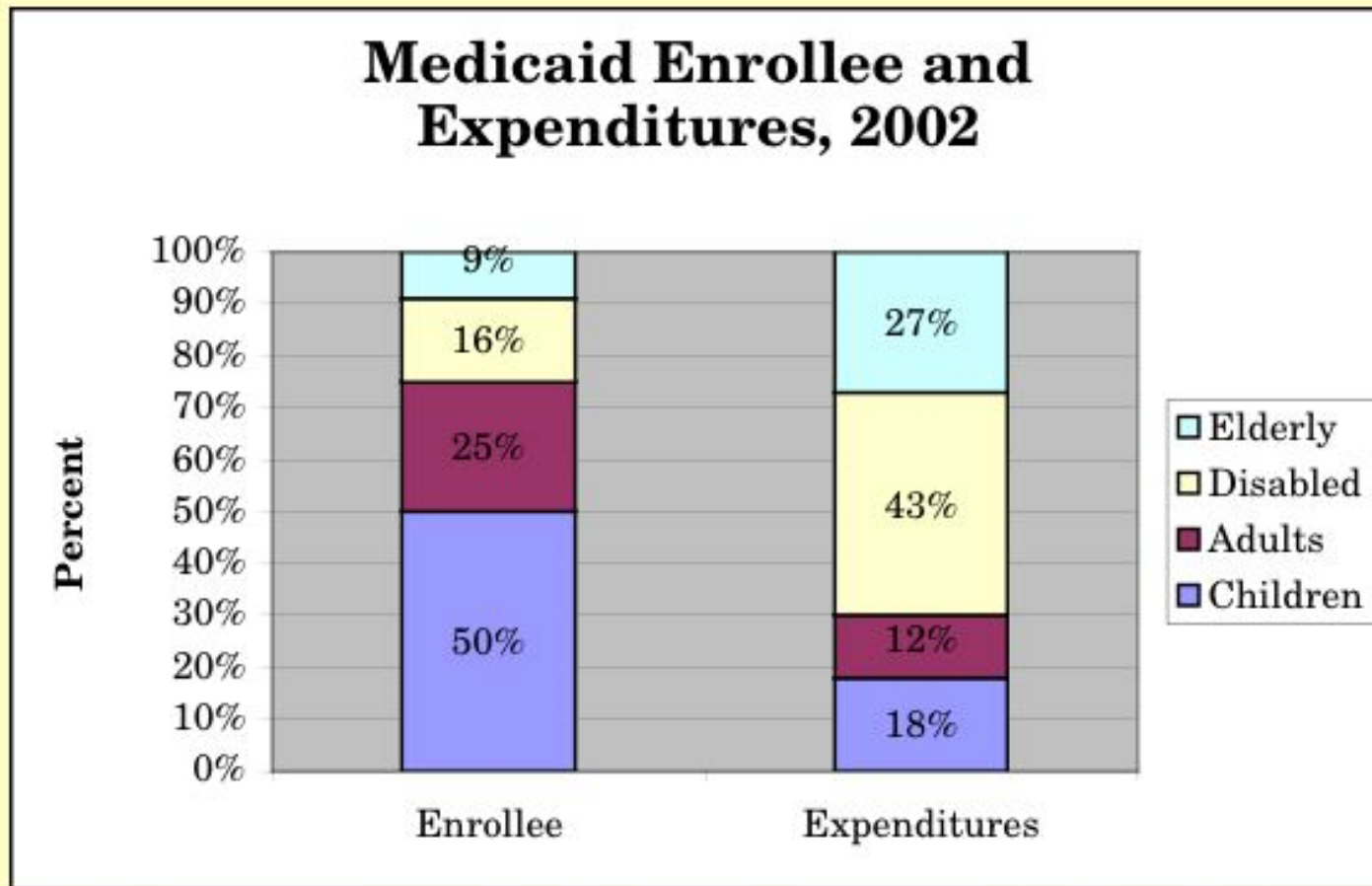
- 40 states and DC renew coverage every 12-months.
- 14 states have 12-months continuous eligibility.
- 48 states and DC have no face-to-face interview.
- 19 states have a joint renewal form.

Changing Economic Environment



Source: Rockefeller Institute of Government for the Kaiser Commission on Medicaid and the Uninsured.

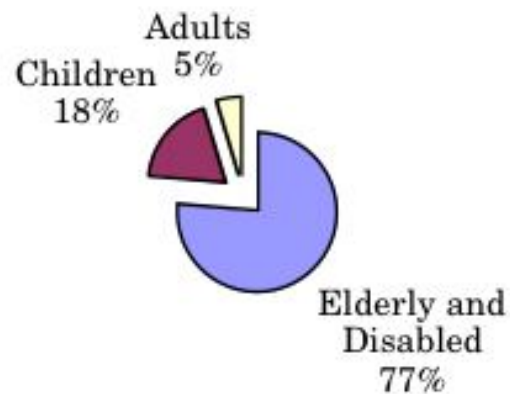
Health Care Coverage Costs



Source: Kaiser Commission on Medicaid and the Uninsured estimates based on CMS and March 2003 CBO data.

Health Care Coverage Costs

Sources of Growth in Federal Medicaid Expenditures, 2002-2003*



*Total Increase in Expenditures for Beneficiaries = \$11 billion

Source: Kaiser Commission on Medicaid and the Uninsured analysis of CBO Medicaid baseline, March 2003.

covering kids & families

www.coveringkidsandfamilies.org

Covering Kids & Families is a national program supported by The Robert Wood Johnson Foundation with direction provided by the Southern Institute on Children and Families (www.kidsouth.org).